

# XR50

## The Advanced Monitoring Solution



Cellular Pump Station Monitor

# Why it Works

The OmniSite XR50 is perfect for monitoring digital alarm inputs and analyzing trends at a lift station. With the ability to record pump runtimes, GPMs, pump cycles, and more. The XR50 is the advanced solution for monitoring both critical and remote applications.



## Save Time and Money

The XR50 is easy to install and program. No expertise required. When an alarm occurs at a station monitored by an XR50, you'll be notified **within seconds** – quickly enough to correct the situation and avoid costly problems. Our products and services are a **fraction of the cost** of alternative SCADA solutions. Why? Because we believe being on a tight budget shouldn't prevent you from accessing important tools in your industry.

## Real-Time Data & Alerts | When You Need It. How You Want It.

OmniSite devices send daily summary reports every 24 hours through GuardDog, our FREE monitoring software program. We also offer options to report every 15 minutes with Elite Reporting, or on demand through GuardDog Commands. Receive alerts by **email, phone, text message, or any combination of the three**. It's your choice.

## Fixed Cost Cellular Service

We use the largest wireless networks so your signal is strong and reliable. OmniSite was first to use cellular to monitor pump stations, freeing you from high-cost, high-maintenance, complicated, traditional SCADA solutions. And best of all, **our cost for wireless service has not increased in the last decade**, allowing you to always know your budget. How many service providers can say that?

## SPECIAL FEATURES



### CUSTOMIZABLE I/O

Ten Universal Digital Inputs accept 12 VAC/VDC – 120 VAC/VDC, allowing you to wire up floats and sensors directly to your monitoring device.

### EASY NAVIGATION

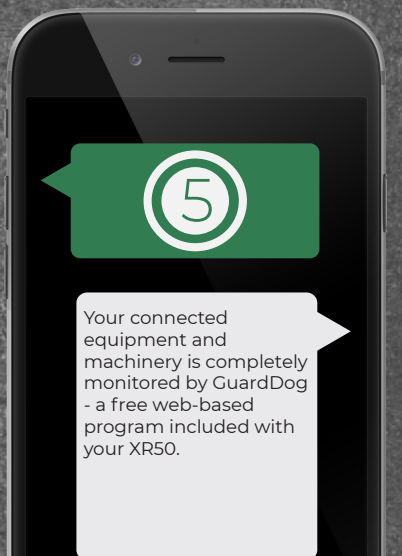


Backlit LCD screen and four (4) universal navigation buttons make understanding your device simple and easy.

### BACKUP BATTERIES

The on-board 12 V power supply means your device will continue to monitor and send alerts even if the main power is down.

# How it Works

- 1 Your XR50 is installed at a lift station.
- 2 It sends a wireless signal to the local cellular tower.
- 3 That signal is bounced to OmniSite's web interface, where you can log on and see how each pump station is operating.
- 4 If an alarm is triggered at a lift station...
- 5 ...the identified operators are contacted immediately, via text message, email, or call.



# Works With



## Current Switch | No need to be a wiring expert

By using the OmniSite current switches, you can make simple clip-on connections to any hot wire powering your pump, to get pump runtimes, on/off cycles, and pump GPM effortlessly.



## ON THE FENCE? HOW ABOUT A \$20 UNIT?

We know that choosing your monitoring equipment is a big deal. OmniSite wants you to feel as confident in our products as we do, so we offer new customers the chance to try us out by giving you **1 unit for \$20**. And it's yours to KEEP.

Contact OmniSite for more information.  
**(317)-885-6330 X 4**

## Why Pump Data is Important

Pump runtimes, on/off cycles, and pump GPM readings allow you to always know that all systems are functioning normally. If they start trending in the wrong direction, you'll know before a pump failure, and can schedule that pump for preventive maintenance before a major breakdown. This saves you time, money, manpower, and frees you to focus on the bigger issues.



## DEVICE SPECS

<b>Power</b>	12 VDC or 120 VAC
<b>Communications</b>	4G LTE CAT-1/CAT-M1
<b>Access Key</b>	Smart security key to identify personnel on site
<b>Terminal Blocks</b>	Removable style accepts #14-18 AWG solid or stranded wire
<b>Operating Temp</b>	-20/150 Deg F
<b>Operating Humidity</b>	0-90% RH Non-condensing
<b>Dimensions</b>	8.9"H x 9.4"W x 3.5"D
<b>Memory Stick</b>	32Mb- 1 Gb user selectable
<b>LCD Display</b>	Backlit 2 x 16
<b>Keypad</b>	(4) universal navigation buttons
<b>Digital Inputs</b>	(10) Universal Inputs accept 12 VAC/VDC – 120 VAC/VDC
<b>Protections</b>	US Patent #7,228,129 and #7,778,633

# GuardDog

WEBBROWSER • MOBILEAPP



Our GuardDog software provides a powerful and intuitive interface which allows users to manage their systems, easily view alarms, and analyze trends for critical machinery & equipment.

The software is 100% web-based and is included FREE with every OmniSite device.

We've been in the water and wastewater monitoring industry for over 20 years. Our expertise in knowing what our customers need is demonstrated through the functions and features of GuardDog, a software that has set the industry standard for delivering important information when you need it.

## Lift Station Management On-The-Go

GuardDog 2 is a companion app to our web-based interface. It allows access to equipment status from any one of OmniSite's alarm monitors. Using this app in combination with the GuardDog web interface makes it possible to monitor your equipment right from your pocket.



Take Spike off the Leash

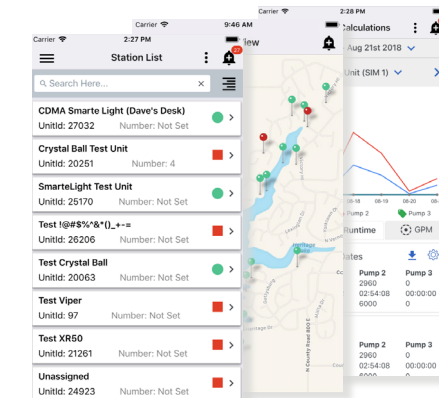
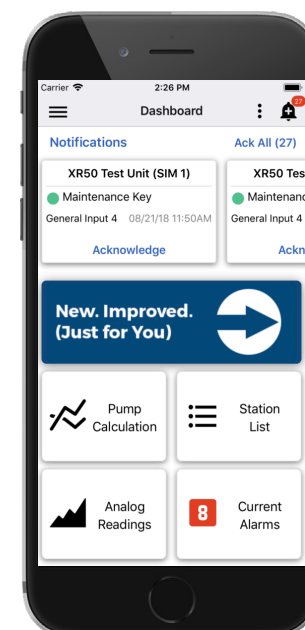


## Packed with Features

With the GuardDog 2 Mobile App you can:

- Know the current condition of your stations
- Acknowledge current alarms
- Track GPMs, runtimes, and other station trends with instantly generated reports
- Enable Map View to see the exact location of an alarm

Do this and more from anywhere using your mobile device.



*\*Some features of the GuardDog 2 Mobile App are available exclusively to OmniAdvantage customers. For more information, visit [omnisite.com/omniadvantage](http://omnisite.com/omniadvantage)*

## OMNISITE IS PROUD TO OFFER

---

- **FIRST-CLASS TECHNICAL SUPPORT**
- **FREE IN-HOUSE TRAINING FOR ALL OPERATORS, TECHNICIANS, AND REPS**
- **DESIGNED AND ASSEMBLED IN THE USA**
- **FREE PRODUCT AND SOFTWARE DEMO**

# The OmniAdvantage Plan

**Put an end to repair and replacement costs. As an OmniAdvantage Plan member you get:**

- Lifetime Product Updates
- Lifetime Radio Upgrades
- Free Software Upgrades and Full-Featured GuardDog 2 Mobile App
- GuardDog Web Browser Setup and Priority Support
- Professional Training

### **Want to learn more?**

Contact one of our OmniAdvantage experts at *317-885-6330 ext: 137*  
Email [omniadvantage@omnisite.com](mailto:omniadvantage@omnisite.com)  
Visit [www.omnisite.com/omniadvantage](http://www.omnisite.com/omniadvantage)

## CONTACT US

---

### ADDRESS

---

203 W. Morris St.  
Indianapolis, IN 46225

### PHONE

---

Sales : 317-885-6330 x 4  
Support : 317-885-6330 x 3  
Main : 317-885-6330

### EMAIL / WEB

---

sales@omnisite.com  
support@omnisite.com  
[www.OmniSite.com/products](http://www.OmniSite.com/products)

©2020

### Your Local Sales Representative is

Hydra-Numatic Sales Co.  
22 Park Place, PO Box 760 ~ Butler, NJ 07405  
973-492-0181 ~ sales@hnscompany.com

<http://hnscompany.com>

The logo for OmniSite features the word "Omni" in a dark blue, bold, sans-serif font, and "Site" in a green, bold, sans-serif font. A stylized signal icon, consisting of a circle with a dot in the center and radiating lines, is positioned above the letter 'i' in "Site".

# OmniSite